



### District Report Card: 2017


<b>State:</b> Gujarat	<b>District:</b> Rajkot
<b>Class:</b> 3	<b>Subject:</b> Language
<b>Schools:</b> 61	<b>Students:</b> 1328


### Participation/Coverage


#### Students

<b>GENDER</b> 	Boys		Girls	
	Number	%	Number	%
	602	45.33	726	54.67

<b>AREA</b> 	Rural		Urban	
	Number	%	Number	%
	921	69.35	407	30.65

<b>CATEGORY</b> 	SC		ST		OBC		GEN	
	Number	%	Number	%	Number	%	Number	%
	176	13.25	87	6.55	958	72.14	107	8.06

<b>CWSN</b> 	LD	VI	HI	S&LD	ID	Oth
	1	2	0	1	3	6

<b>Management</b> 	Government		Government-aided	
	Number	%	Number	%
	1328	100.00	0	0.00

### Average Performance of Students in Language (%)

Overall	Gender		Area		Management		Social Group			
	Male	Female	Rural	Urban	Govt.	Aided	SC	ST	OBC	GEN
73.61	73.43	73.76	73.17	74.59	73.61	0.00	81.48	74.48	71.82	75.95

## Performance on Learning Outcomes (LOs)

Learning Outcomes	Description	Average Performance(%)
L304	Reads small texts with comprehension i.e., identifies main ideas, details, sequence and draws conclusions	74.75
L312	Reads printed scripts on the classroom walls: poems, posters, charts etc.	71.33

Range of Performance of Students who Answered Correctly							
Below 30%		30% - 50%		50% - 75%		Above 75%	
Number	%	Number	%	Number	%	Number	%
77	5.80	122	9.19	414	31.17	715	53.84

## Lowest Performing Learning Outcomes (LOs)

1 - Reads printed scripts on the classroom walls: poems, posters, charts etc. (71.33)

2 - Reads small texts with comprehension i.e., identifies main ideas, details, sequence and draws conclusions (74.75)